



District Report Card: 2017


State: Andhra Pradesh	District: Prakasam
Class: 3	Subject: Language
Schools: 61	Students: 932


Participation/Coverage


Students

GENDER 	Boys		Girls	
	Number	%	Number	%
	420	45.06	512	54.94

AREA 	Rural		Urban	
	Number	%	Number	%
	807	86.59	125	13.41

CATEGORY 	SC		ST		OBC		GEN	
	Number	%	Number	%	Number	%	Number	%
	325	34.87	73	7.83	429	46.03	105	11.27

CWSN 	LD	VI	HI	S&LD	ID	Oth
	0	1	2	5	3	44

Management 	Government		Government-aided	
	Number	%	Number	%
	801	85.94	131	14.06

Average Performance of Students in Language (%)

Overall	Gender		Area		Management		Social Group			
	Male	Female	Rural	Urban	Govt.	Aided	SC	ST	OBC	GEN
83.18	82.51	83.72	83.54	80.85	83.55	80.92	81.62	82.83	83.98	84.95

Performance on Learning Outcomes (LOs)

Learning Outcomes	Description	Average Performance(%)
L304	Reads small texts with comprehension i.e., identifies main ideas, details, sequence and draws conclusions	82.96
L312	Reads printed scripts on the classroom walls: poems, posters, charts etc.	83.61

Range of Performance of Students who Answered Correctly							
Below 30%		30% - 50%		50% - 75%		Above 75%	
Number	%	Number	%	Number	%	Number	%
11	1.18	38	4.08	179	19.21	704	75.54

Lowest Performing Learning Outcomes (LOs)

- 1 - Reads small texts with comprehension i.e., identifies main ideas, details, sequence and draws conclusions (82.96)
- 2 - Reads printed scripts on the classroom walls: poems, posters, charts etc. (83.61)